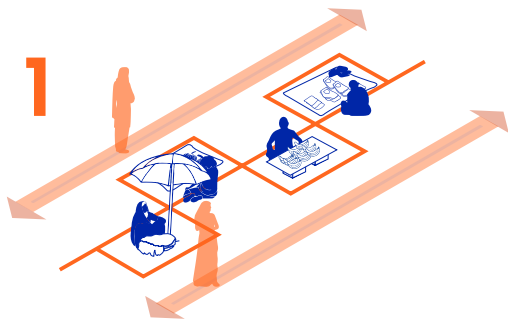
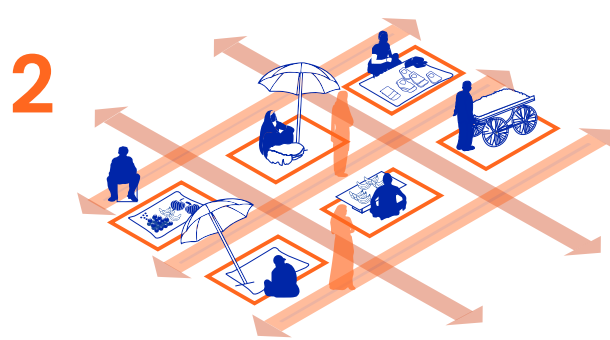


## Strategies to arrange markets

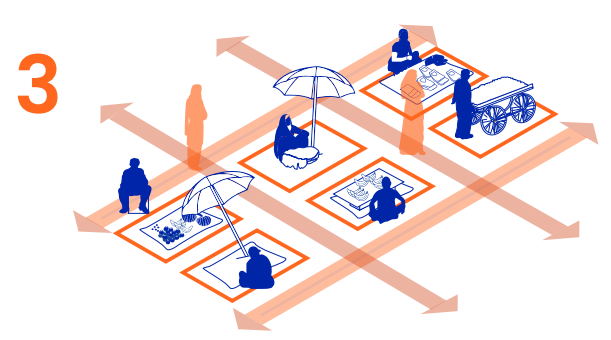
Markets around the world are using different layouts to ensure social distancing. Here are a few examples -



**Zig-Zag layout**

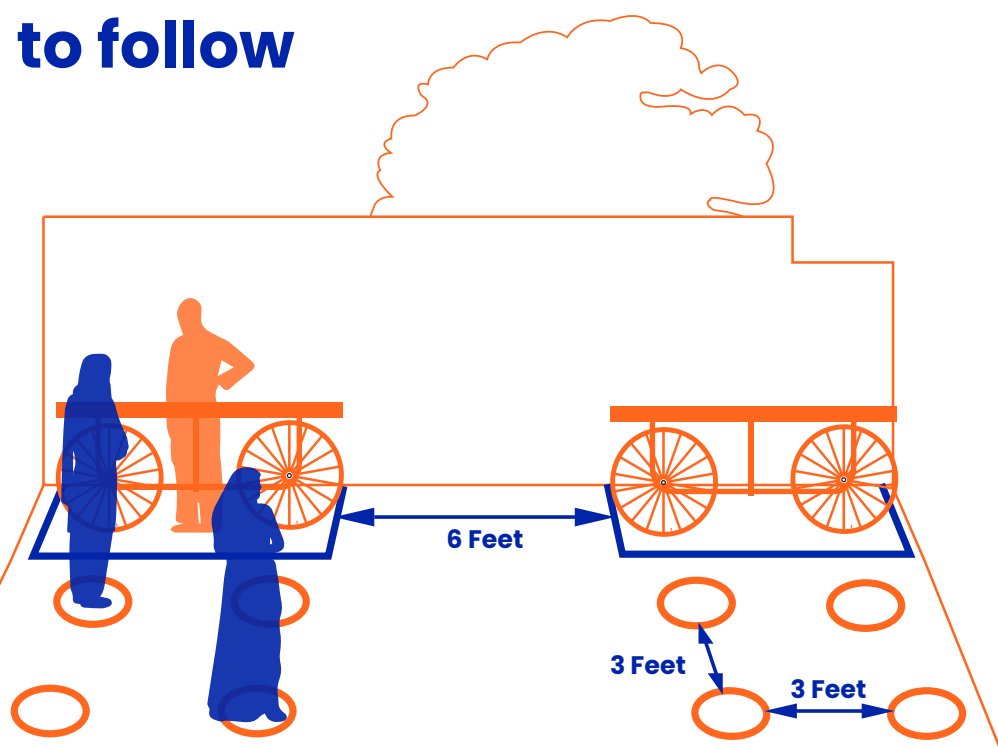


**Open grid layout**

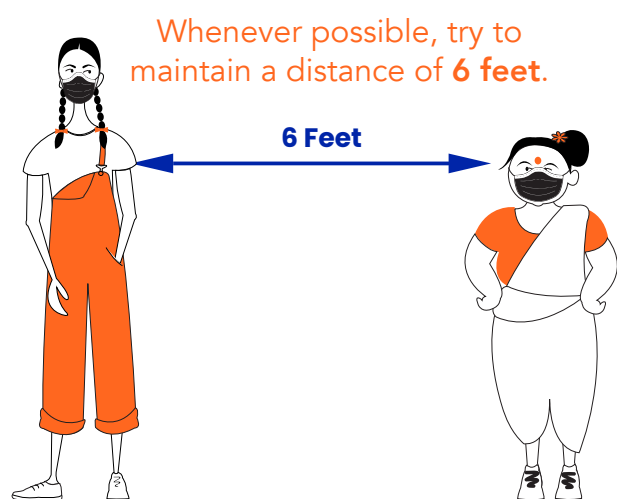


**Closed grid layout**

## Dimensions to follow




A distance of 6 feet should be maintained between the vending carts and minimum 3 feet between the customers.



## Simple Tips for social distancing



Paint can be used to demarcate circles where customers stand



Social distancing signs can also be spray painted on walls to create awareness



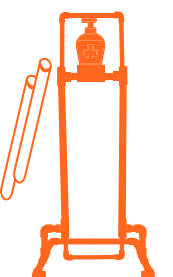
Paper & cardboard can be used to make flyers, posters and placards for public awareness



Announcements can be made for public awareness



Foot operated D-I-Y sanitization and wash stations can be made using PVC pipes cut to size



Ropes can be used to create barriers between customers and vendors, and also to guide customers' flow



## STRATEGIES TO CREATE DISTANCE OR BARRIER BETWEEN CUSTOMERS & VENDORS



**1**  
Create a barrier with rope or bamboo



**2**  
Create a screen in the middle using a plastic sheet



**3**  
Create distance using milk or egg crates